

PLANTING FRESH DUG, BARE-ROOT STRAWBERRIES BY HAND

E. B. Poling¹, S. Navey-Davis², and G.E. Miller³

- A. Root trimming – trim roots to 5-6 inches in length before planting fresh dug.
- B. Work in teams of three – 1 person dropping, 2 planting. Drop plants from one bundle at a time to keep the roots from drying out in the sun and wind. Drop the plants so that the bottom of the roots are closest to the plant hole.
- C. Setting plants by hand (see Figures 1-6):



Fig. 1. First, open up the planting hole with your hand or trowel to a depth of about 5-6 inches.

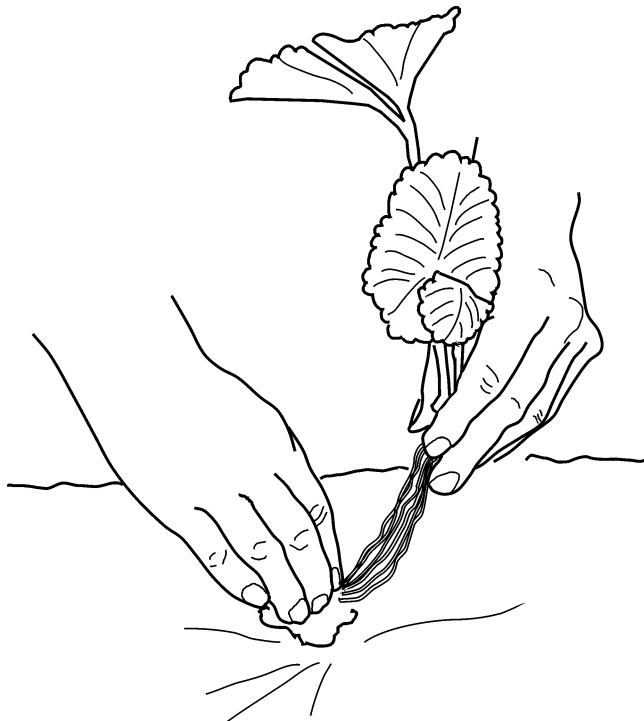


Fig. 2. Next, take the plant in one hand and position the roots just above the plant hole. With your other hand, press your fingers *against the bottom* of the roots.



Fig. 3. Now, push the roots “straight down” into the planting hole with your hand.

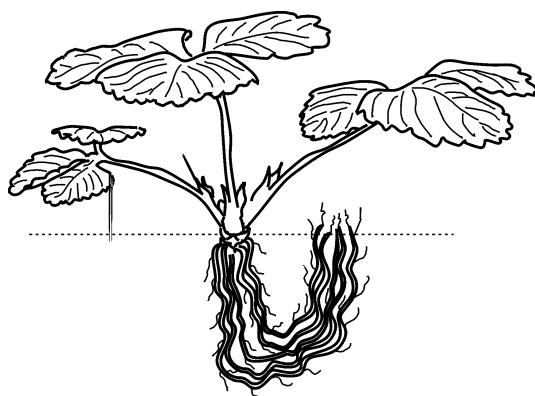


Fig. 4. If your fingers (on your planting hand) were placed too high on the roots, you may cause “J-rooting” – these plants will grow poorly or die.

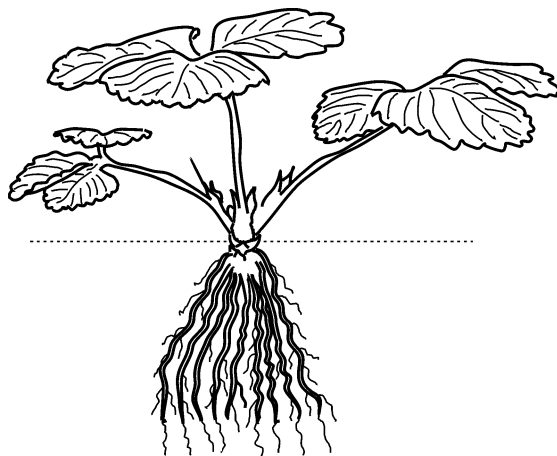


Fig. 5. After planting, all of the roots must be below the soil surface. But, do not set the plant so deeply that you have covered up the “growing point” (new leaves will not “grow out” from the plant if this area is covered over by soil).



Fig. 6. As the final step, use the palm of your hand to help pack the soil against the roots to close any air pockets.

D. Important precautions:

- a. Fresh dug plants are very tender plants and you must be **VERY CAREFUL** to **not snap or break the leaf stalks**. If all of the leaf stalks are injured or broken – discard the plant and throw it in the middle of the row.
- b. Notify your supervisor immediately if you find a bundle of plants with leaves that are not green and healthy (blackened or brown leafy parts). Also, if there is a sunken, dark patch of tissue on the leaf stalk, bring this to someone's attention.

¹ E. B. Poling, Professor, Dept. Hort. Sci., NCSU

² Susan Nave-Davis, Lecturer, Foreign Languages and Literature, NCSU

³ Gregory Miller, Graphics Coordinator, CALS-Communication Services, NCSU